



Introducing
**AS85049 Adapters and
Band Straps**



AS85049 Adapters & Band Straps



KEY FEATURES

Meets AS85049 NAVAIR standards

Self-coupling locking nut provides an improved mechanical protection against loosening under vibration

Side entry band straps for easier installation and repair

DESCRIPTION

The AS85049 industry standard is used on most military circular connectors including M38999. TE Connectivity (TE) offers a wide selection of sizes, materials and platings to meet customer's needs.

The band strap termination system provides ease of installation and repair. TE offers the corrosion resisting steel bands in three styles to help meet our customer's shield termination needs and termination tool of their choice.

APPLICATIONS

- Aerospace
- Marine
- Military Ground Vehicles
- Space Based Systems

MECHANICAL

Product qualified to AS85049 performance requirements.

ELECTRICAL

Product qualified to AS85049 performance requirements.

MATERIAL

Aluminum available with cadmium or electroless nickel plating

STANDARDS & SPECIFICATIONS

Application specification:	MIP 102
Product specification:	R85049
Military specification:	AS85049/82 through /90 and /128

APPLICATION TOOLING

M85049/128-7 & 8	AS81306/1-02
M85049/128-3 & 4	AS81306/1-01
M85049/128-1 & 2	AS81306/2-01

PRODUCT DIMENSIONS & PART NUMBERING SYSTEM

PART NUMBERING

- BASIC PART NUMBER
- CONFIGURATION

R85049/128 - X

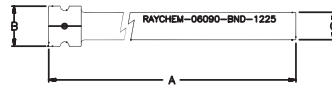


FIGURE 1
CONFIGURATION 1



FIGURE 2
CONFIGURATION 2 - PRE-COILED

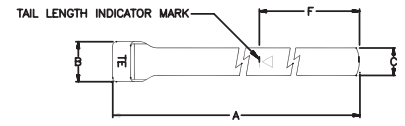
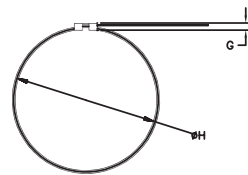


FIGURE 3
CONFIGURATION 3 & 7



FIGURE 4
CONFIGURATION 4 & 8 - PRE-COILED

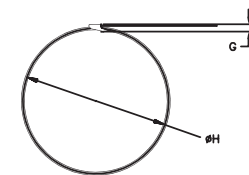


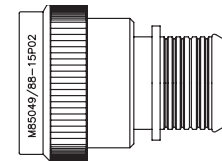
TABLE 1 - FIGURE 1 & 2 & 3 & 4 CONFIGURATIONS AND DIMENSIONS

CONFIG	FIGURE	A ±.060	B ±.031	C ±.010	D REF	E REF	F REF	G MAX	H REF
1	1	14.00 (355.60)	.328 (8.33)	.245 (6.22)	.019 (0.48)	.100 (2.54)	---	---	---
2	2	---	---	---	---	---	---	.140 (3.56)	1.750 (44.46)
3	3	14.256 (362.10)	.350 (8.89)	.250 (6.35)	.020 (0.51)	.130 (3.30)	2.031 (51.59)	---	---
4	4	---	---	---	---	---	---	.150 (3.81)	1.750 (44.45)
7	3	8.125 (206.38)	.195 (4.95)	.120 (3.05)	.015 (0.38)	.053 (1.35)	2.031 (51.59)	---	---
8	4	---	---	---	---	---	---	.073 (1.85)	.860 (21.8)

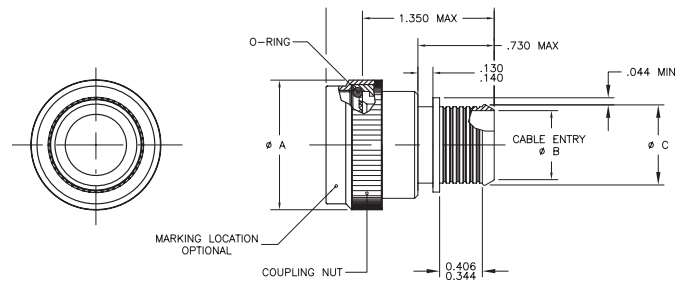
PART NUMBERING

- Product Designator
- Specification Sheet (Specify /82 through /90)
- Configuration:
-(Dash) Detented Self-Locking
- Shell Size
- Finish (W = Cadmium / N = Nickel)
- Entry Size (O2 = Small / O3 = Large)

R85049/ XX - 15 X O2



SELF-LOCKING
SHIELD BAND TERMINATION
SHRINK BOOT ACCOMMODATION ADAPTER



**Drawing to the right is an example only.
For specification sheets on the various slash #'s,
see te.com for the latest drawings.**



2 Lydiard Fields, Swindon Wiltshire, SN5 8UB, United Kingdom
Tel: +44(0) 1793 616700 • Fax: +44(0)1793 644304
uksales@is-rayfast.com • www.is-rayfast.com

